

# **ECONOMICS, ECOLOGY AND THE ENVIRONMENT**

**Working Paper No. 85**

**Willingness to Pay for Different Degrees  
of Abundance of Elephants**

**by**

**Ranjith Bandara and Clem Tisdell**

**September 2003**



**THE UNIVERSITY OF QUEENSLAND**

ISSN 1327-8231  
**WORKING PAPERS ON  
ECONOMICS, ECOLOGY AND THE ENVIRONMENT**

**Working Paper No. 85**

**Willingness to Pay for Different Degrees  
of Abundance of Elephants**

**by**

**Ranjith Bandara<sup>†</sup> and Clem Tisdell\***

**September 2003**

© All rights reserved

---

<sup>†</sup> Senior Lecturer in Economics on leave from the Department of Economics, University of Colombo, Sri Lanka Email: [s200516@student.uq.edu.au](mailto:s200516@student.uq.edu.au)

\* School of Economics, The University of Queensland, Brisbane QLD 4072, Australia  
Email: [c.tisdell@economics.uq.edu.au](mailto:c.tisdell@economics.uq.edu.au)

WORKING PAPERS IN THE SERIES, *Economics, Ecology and the Environment* are published by the School of Economics, University of Queensland, 4072, Australia, as follow up to the Australian Centre for International Agricultural Research Project 40 of which Professor Clem Tisdell was the Project Leader. Views expressed in these working papers are those of their authors and not necessarily of any of the organisations associated with the Project. They should not be reproduced in whole or in part without the written permission of the Project Leader. It is planned to publish contributions to this series over the next few years.

Research for ACIAR project 40, *Economic impact and rural adjustments to nature conservation (biodiversity) programmes: A case study of Xishuangbanna Dai Autonomous Prefecture, Yunnan, China* was sponsored by the Australian Centre for International Agricultural Research (ACIAR), GPO Box 1571, Canberra, ACT, 2601, Australia.

The research for ACIAR project 40 has led in part, to the research being carried out in this current series.

For more information write to Professor Clem Tisdell, School of Economics, University of Queensland, Brisbane 4072, Australia. Email [c.tisdell@economics.uq.edu.au](mailto:c.tisdell@economics.uq.edu.au)

## **Willingness to Pay for Different Degrees of Abundance of Elephants**

### **Abstract**

This paper presents an application of the contingent valuation method (CVM) to determine how the willingness to pay (WTP) for conservation of Asian elephants varies with hypothetical variations in their population. Results from a CVM survey of a sample of urban residents in Colombo, the capital of Sri Lanka are used for this purpose. We find, consistent with the basic principles of consumer demand theory, the marginal change in the respondents' WTP amounts is positive but appears to diminish in parallel to the increases in the current wild elephant population (CWEP). In contrast to theoretical expectations, however, we find that the WTP for preserving this species increases at an increasing rate in relation to decreases in the CWEP. This is probably because respondents perceive that extinction becomes more imminent as the abundance of the elephant is reduced and therefore it becomes more urgent to act. However, this adds a new complication to the interpretation of the WTP findings.

**KEYWORDS:** Asian elephant, contingent valuation, Elephant conservation, Sri Lanka, total economic value, willingness to pay.

# Willingness to Pay for Different Degrees of Abundance of Elephants

## 1. Introduction

The Asian elephant (*Elephas maximus*) in Sri Lanka is the most prominent symbol of conservation, a ‘true flagship species’ [18]. Ensuring its continued existence in the wild is supported by the majority of Sri Lankans who consider it to be a valued resource [7]. The significance of the elephant, as for many other endangered species, resides in varied economic, ecological and socio-cultural attributes. Substantial economic benefits, as estimated by Gunathilaka and Vieth [21] and Tisdell and Bandara [41], are obtained from the elephant-based tourism and recreational activities. Ecologically, elephants are the dominant herbivores that exert the most profound impact on the other wild species and plants in the areas in which they dwell [38]. From socio-cultural and religious perspective, De Silva [17] describes the elephant as an important icon in many countries in Asia. More recently, Bandara and Tisdell [8] use the total economic valuation framework to assess the relative importance of these values of the elephant. They found that the majority of the survey respondents gave most weight to the non-use values of the elephant.

Langford *et al.* [30] found that people mostly choose to pay for conservation of endangered species to secure their existence primarily because it ensures a variety of other benefits that could be obtained not only for themselves but also for future generations. Kotchen and Reeling [29] believe that such attitudes towards the species protection are often associated with the people’s ethical motivation rather than their socio-economic interests. These authors also noted that stronger pro-environmental attitudes usually yield significantly higher probabilities of responding ‘yes’ to contingent valuation questions. Among others, a study by Bateman *et al.* [9] provide a useful account of how the contingent valuation methods (CVM) can be applied to measure the economic value of the non-marketed commodities such as the conservation of elephants.

Bulte and Van Kooten [11] summarise the findings of the contingent valuation analyses completed on the African elephant (*Loxodonta africana*), concluding that the bulk of these studies are directed at the willingness to pay (WTP) for conserving the current population of this species. Analyses undertaken on the Asian elephant are similarly focused (e.g., [5]). However, none of these previous analyses of either the African or Asian elephant examined

how changes in the elephant population (abundance) might influence the people's WTP for the conservation of this species. Thus, the aim of this study is to use CVM to determine how the WTP for conservation of the elephant varies with hypothetical variations in the population of elephants. It also examines how well WTP reflects the TEV of this species in relation to variations of its abundance. It will provide some new insights into relevance of economic theories about economic valuation of wildlife. Additionally, it has policy relevance because the population levels of wildlife species is often a controlled management variable.

The analyses in this paper are based on the part of the data gathered from a contingent valuation survey of a sample of urban residents chosen from three housing schemes in Colombo, the capital of Sri Lanka. This survey was primarily undertaken to elicit their WTP for the conservation of current wild elephant population (CWEP) in Sri Lanka. Additionally, it assessed the possible impact on the initial WTP amounts that the respondents surveyed agreed to pay for the conservation of CWEP in relation to six different hypothetical population scenarios (i.e. increase/decrease in CWEP by 25%, 50% and 75%) by presenting alternative WTP elicitation questions.

The paper first reviews relevant literature on non-market valuation of endangered species and then outlines the WTP elicitation procedure used in assessing response to the proposed hypothetical changes in CWEP in Sri Lanka. The nature of the survey sample and the methods and materials used in data collection process are reported and followed by analysis and discussion of the results.

## **2. The Changes in Population Density and Economic Value of Conserving Endangered Species: A Review of the Literature**

The economics of conserving endangered wildlife species has received significant attention over the last few decades (see [11, 39]). During this period, a number of non-market valuation techniques have been developed and experimentation into their capability to estimate the total economic value (TEV) of conserving these species has been undertaken (e.g., [29, 30]). Bateman et al. [9] provide a useful discussion about these techniques and their possible application into the estimation of TEV. Moreover, among others, Nelson [3] and Carson et al. [12] discuss most of the issues that may emerge with the application of the TEV framework, particularly in classifying the TEV components and the reliability of the use of individual WTP contribution in assessing their relative importance. However, except for

the work of authors such as Whitehead [45], Loomis and Larson [31], Fredman [20], and Tisdell and Wilson [40] there has been no systematic discussion to examine how changes in the population density of endangered species might influence the people's WTP contribution, particularly for conservation of the large terrestrial mammals such as the Asian elephant.

Whitehead [45] explores the theoretical validity of the CVM in estimating TEV under the condition of supply and demand uncertainty of the population density of a loggerhead sea turtle in coastal North Carolina. He found that the estimations of TEV under uncertainty for wildlife species such as sea turtle are theoretically valid from the perspective of basic principles of consumer demand theory. Thus failure to include the specification error may lead to erroneous conclusions about the validity of TEV for wildlife resources. In practical term, the analysis by Loomis and Larson [31] clearly incorporate the issue of uncertainty by using two hypothetical increases (i.e. 50 and 100%) in the current gray whale population along the California coast to assess the consistency of an individual's WTP for conserving this species. They conclude that carefully performed CV studies yield results consistent with principles of demand theory for reasonably large changes in the quantity of a public good. From another viewpoint, judging from the responses to the survey of visitors to Mon Repos turtle rookery in Bundaberg, Australia, Tisdell and Wilson [40] noted that demand to engage in turtle-watching could decline with a decreased population of turtles on the beach. Thus, unless the visiting turtle population is saved early enough from significant collapse, both tourist numbers and the public support for turtle conservation could diminish. Nonetheless, they did not rule out the opposite possibility that in some cases a reduced population of a species might result in increased social support for their conservation (p. 1535).

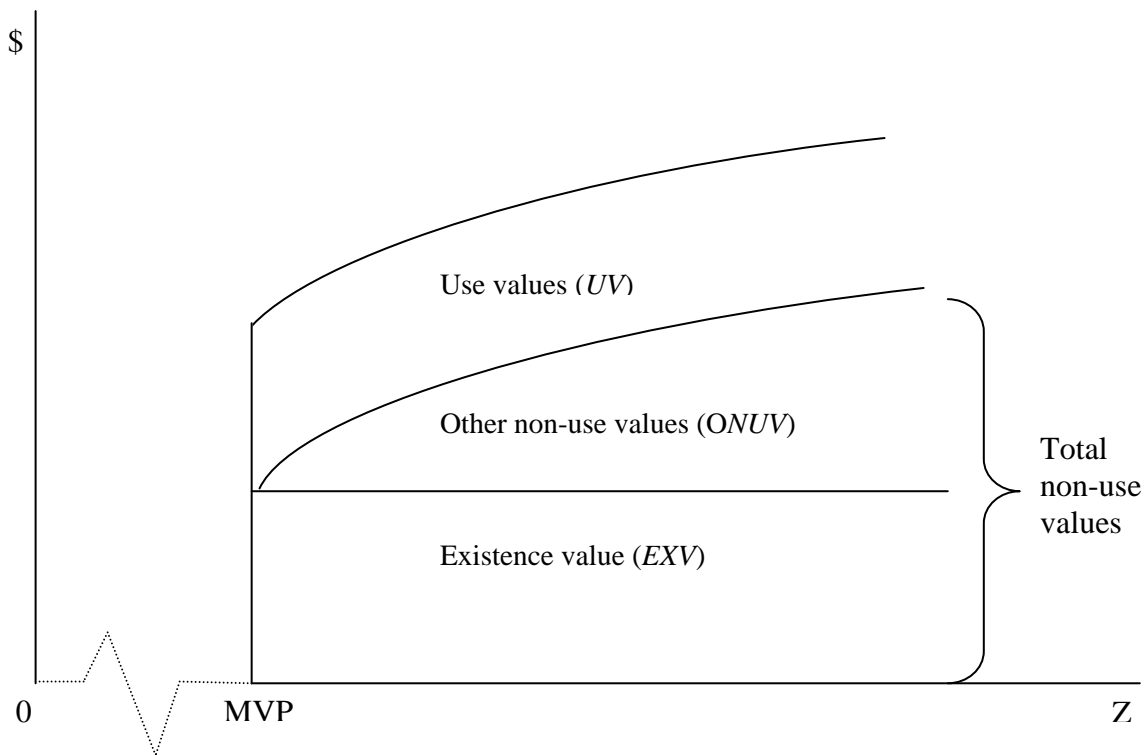
The analysis by Fredman [20] uses both increases and decreases in the population density of the white-backed woodpecker, an endangered species in Sweden to assess the possible impact on the individual WTP for conservation of this species. According to Fredman the TEV of a wildlife species:

$$TEV = EXV + ONUV + UV \quad (1)$$

where the EXV is the existence value, the ONUV is the other non-use value, and UV is the use value. Moreover, TEV is also a function of population density of the population (Z). Thus:

$$\begin{aligned} \text{TEV} &= F(Z) + g(Z) + h(Z) & (2) \\ &= a + g(Z) + h(Z) \end{aligned}$$

where 'a' is constant. This implies that the existence value of a wildlife species is independent for all  $Z > \text{MVP}$ . Hence, in this situation, a zero marginal WTP as a function of  $Z$  is suggested. However, this result contradicts the findings of a number of other studies. For example, Kotchen and Reiling [29] and Langford, et al. [30] argued that, although theoretically the disjoint classification of the components in the TEV may be possible, in practice, many of these components are interconnected or overlapping. Moreover, Tisdell and Wilson [40] point out that the many individuals in the society appreciate the existence value of most wildlife species with the collective desire of obtaining their conservation benefits for future generations (bequest value), and also keeping the option to use these species in the future (option value) which is not fully taken account of in conventional markets.



**Figure 1:** Value components of wildlife as a function of population density  
(Source; Fredman, 1995, p. 311)

Figure 1 presents the nature of the relationships that Fredman hypothesised between the value components in the TEV and changes in the  $Z$  where it was assumed that the species would



become extinct if  $Z < MVP$ , the minimum viable population, since the population is too small for survival in the long run. Hence, by definition, all  $Z < MVP$  have no existence value but may be able to obtain UV and ONUV. Thus, it seems that he claims that  $g' > 0$  and  $g'' < 0$ . Similarly, consumer theory predicts that  $h' > 0$  and  $h'' < 0$ . Therefore the difference between the top line and the second line down in this Figure should increase with  $Z$  and not be a constant difference as illustrated by Fredman. Moreover, it is also possible that UV falls to zero for a value of  $Z > MVP$ . It could do so precipitously and have important implications for public WTP for survival of the species.

As Tidell and Wilson [40] have observed, social support for survival of species may collapse before population falls to MVP. This is because the biological safe minimum (BSM) differs from the social safe minimum standard (SMS) of conservation of wildlife species (see [15,10,35,25]). More recently, Seidl and Tisdell [37] provide a useful analysis of core features of the safe minimum standard of conservation by emphasising the difference between BSM and SMS. They argued that the fundamentals of the SMS often have been neglected, de-emphasized or poorly interpreted by the analyses completed with application of this concept. Moreover, different ensuing interpretations and developments of this concept aimed at giving it a theoretical basis and operationalizing it are scrutinized. Definitions of features used in these analyses, such as irreversibility, uncertainty, threshold and critical zone involve a socio-economic and institutional of this concepts rather than biological ones. Therefore, using MVP in contingent valuation of non-marketed commodities, such as conservation of endangered species, may need more attention on the practical applicability of the SMS concept.

Fredman [20] did not provide much detail initially about the nature of the relationship that he presumed existed between the population densities below the MVP and the TEV components in his initial discussion. However, later in his article he observed that there is increase in the WTP amount by the respondents to avoid the extinction of the population of the white-backed woodpecker in Sweden for all  $Z < MVP$  (P. 324). As he explained, this is because a decrease in the population density below the MVP implies extinction, i.e. the expenditure function is discontinuous at the MVP, and therefore the WTP for the non-use value to avoid such a change in population density increases. Thus in this situation, the curve, 'ONUUV', in Figure 1

should be turned upward at MVP with the positive WTP to avoid the extinction of the species.

This raises several questions. Is it necessary that this cusp or apparent asymmetry should occur at MVP and, if not, where does it occur? Maybe there will also be cases where a cusp is not present at all. This is because as Tisdell and Wilson [40] point out that the economic support for conservation of a species does not necessarily depend on its UV nor on whether it is a keystone species in an ecosystem of economic value to mankind. Furthermore, if a wildlife species has economic value in itself for ecotourism or for the non-use value of TEV, conserving it may still be socially worthwhile from an extended utilitarian economic perspective, even if the species in question is not a keystone one. Thus any decision in favour of conservation of a wildlife species should consider perspective based on both non-anthropocentric and anthropocentric utilitarian economic arguments. Moreover, as Carson et al. [12] point out, most of the existing procedures in non-market valuation are still evolving. Thus the issues encountered with non-market valuation need to be resolved with sound empirical justification prior to reaching the conclusion whether the WTP measures are consistent with the economic fundamentals. With these methodological and practical difficulties in mind, in this study we examine the possible impact on the initial WTP amounts that survey respondents agreed to pay for the conservation of the CWEP in Sri Lanka in relation to six different hypothetical population scenarios.

### **3. Contingent Valuation Procedure and the Nature of the Questions Asked**

The economic value of wildlife species, such as the Asian elephant is not readily apparent. Thus, prior to the contingent valuation questions being presented, a hypothetical market was established to assess the respondents' WTP to conserve the CWEP in Sri Lanka and also to assess the possible impact of the hypothetical changes in the CWEP on the initial WTP amounts that they agreed to pay for the elephant conservation. In this process, the respondents were informed that the elephant population in Sri Lanka has been in decline since the mid-nineteenth century. As a result, IUCN [26] has declared the Asian elephant in Sri Lanka to be an endangered. At present, on average about 100 elephants die every year in Sri Lanka because of their interference with agriculture [44]. Today most estimates place the size of Sri Lanka's present elephant population at between 3,000-5,000 elephants [6]. Of this,

the largest portion consists of scattered small groups of less than 50 animals which are not genetically viable in the long run [18].

Respondents were then asked to assume that an autonomous body, reputed for its efficient and honest work, would introduce an appropriate programme so that the current downward trend in the elephant population could be halted while addressing other elephant related issues. Then they were told that finance was required for the proposed programme and that the support of the general public would be needed to establish a ‘trust fund’ to undertake it. In this process, we adopted non-obligatory, specific voluntary contribution mechanisms (VCM) to determine the survey respondents’ likely contributions to the proposed trust fund. A number of recent CV studies, for example, Champ *et al.* [13], Chilton and Hutchinson [14] have used this mechanism to motivate respondents to tell the truth.

After a contingent valuation market was established, the survey respondents were presented the initial WTP elicitation question where they were asked: *For the next five years, would you be willing to pay Rs X from the monthly income of your household, that is Rs X per year, starting from January 1<sup>st</sup> 2002, towards the establishment of the proposed trust fund to implement the above mentioned programme to conserve the elephants in Sri Lanka?*”. The dichotomous choice format with a set of optional follow-up questions was used as a WTP elicitation technique. This format was initially proposed by Hanemann *et al.* [24]. FAO [19] reports that, in the recent past, this method has become a widely used elicitation format, particularly in developing countries.

In the present study, a bid vector with five different bid values (i.e. Rs. 500, 250, 100, 50, and 25) was offered to elicit the survey respondents’ likely WTP contribution for the proposed scheme. The initial WTP elicitation question is presented with the highest bid value in the bid vector, which in the present study, was Rs. 500. The follow-up question is conditional on the respondent’s response to the bid value offered in the initial question: the amount offered is lower if the response is ‘no’. This process is continued by reducing the bid value offered on each occasion, if the respondent’s response is ‘no’, until the lowest bid value in the bid list is reached.

The respondents who responded positively to the initial contingent valuation questions were presented a follow-up question: *If the number of elephants inside and outside the protected*

*areas in the country was X percentage below/above the current level, would this change (i.e. increase, decrease or remain unchanged) your WTP amount?* This question was repeated six times in relation to three different hypothetical population scenarios (i.e. 25%, 50% and 75%) below/above the CWEP. Respondents responses for this question were recoded as ‘I would increase the initially agreed WTP amount’ (coded as 2), ‘I would decrease the initially agreed WTP amount’ (coded as 1), or I would not change the initially agreed WTP amount’ (coded as 0). On each of these occasions, the respondents who either positively or negatively answered to these questions were also asked to indicate the change that they would therefore wish to make as a % of their initially agreed WTP amount. Respondents’ responses were recorded under five separate % changes (i.e. 10%, 25%, 50%, 75%, and 100%).

#### **4. Dealing with Biases**

Given the presence of numerous biases associated with contingent valuation studies, it was necessary to either control them through the survey procedure itself, or in the subsequent analytical stage. However, in many cases, the biases can be econometrically removed if they have been captured by a proxy variable (see [28, 9]). In the present study, the bid value, the rupee value offered from the initial WTP questions which were used to elicit respondents’ WTP contribution for the conservation of CWEP, was highly significant and implies that estimated mean WTP may be influenced in the elicitation process by the bid values offered in optional follow-up questions. This indicates the possibility of respondents suffering from anchoring effects, also known as starting point bias. However, in this study, respondents were given seven separate opportunities to decide their WTP amount. In addition to this procedure, in order to remove this effect further, in the subsequent estimates of mean WTP we removed the insignificant bids (bid values of less than Rs.25) and ‘protest’ responses setting their WTP contribution equal to zero.

On the other hand, the hypothetical population scenarios presented with the alternative WTP questions to assess possible impact on the initial WTP amounts that the respondents agreed to pay for the conservation of CWEP may be caused hypothetical bias. This is because respondents surveyed may have found it hard to imagine what large percentage changes in the population of the elephant would mean. However, in this study, prior to the contingent valuation questions being offered the respondents were presented the necessary information about the current size of the elephant population in Sri Lanka. Moreover, the information gathered on level of education of the respondents reveals that 99.3 % of the sampled

respondents are literate, and 90% of the respondents had at least 10 years of formal schooling. Furthermore, about 17 % of the sample had obtained a Bachelor's degree or higher and 31 % had completed their education at the Diploma level. These findings are quite consistent with the national averages of the level of education of the urban population in Sri Lanka [16]. Thus, the respondents would not have had difficulties in understanding the hypothetical changes proposed in the CWEP. Moreover, in CVM mechanisms to tackle hypothetical bias are not yet fully developed [9].

## **5. Sample, Data Source, and Collection Procedure**

The data presented in this analysis were collected as part of a contingent valuation survey of a sample of 300 urban residents in three selected housing schemes (i.e. *Jayanthipura*, *Jayawadanagam*, and *Anderson Flats*) in Colombo, the capital of Sri Lanka. The Urban Development Authority of Sri Lanka (2001) classifies these schemes into three broader categories of income earners i.e. high, mid and low. A hundred residents were chosen from each of these housing schemes so as to provide a stratified sample.

An interview schedule (IS) in five separate sections was used as the main survey instrument. In section one, the respondents were presented with a number of questions to gather the information about their social, economic and demographic characteristics and also to establish conversational rapport. In section two they were presented two questions: one was to assess their awareness about human-elephant conflict (HEC) related issues and the other was to evaluate the attitudes towards conserving elephants in their natural state. A hypothetical programme for conserving the elephant and mitigating HEC was presented in section three. Sections four and five presented contingent valuation questions.

In administering the IS, face-to-face surveys were conducted in *Sinhala*, a major language in Sri Lanka. Nine graduate students from the Faculty of Graduate Studies of the University of Colombo acted as interviewers. Hadker [22] describes the value of this method in the context of India and the situation in Sri Lanka is comparable: mail surveys have a low response rate and suffer from self-selection biases; and telephone surveys are ruled out because the facility is not available to every signal household chosen for the samples. Further, in face-to-face surveys trained interviewers interact with respondents, clarifying their doubts to minimise non-response rates, and judging their sincerity. Consequently, the quality of the data generated improves.

## 6. WTP for the Conservation of the CWEP: Preliminary Findings

Of 300 respondents in the sample, 266 (88.7%) answered positively to WTP elicitation questions and only 34 (11%) protested against all the bid values offered in the bid vector. Of these 34 respondents, 14 offered a positive amount of less than Rs. 25 and the remains gave ‘protest’ bids or zero bids. Hence, both these zero and insignificant bids were excluded from the calculation of WTP based estimates undertaken in this study. This approach is similar to that of Hanemann [23]. Table 1 summary of the descriptive statistics of the respondents’ response for the WTP elicitation questions is presented in Table 1.

**Table 1**  
**Descriptive statistics of the respondents’ response**  
**for the initial WTP elicitation questions**

Variable description	Statistic
Protest and insignificant bids <sup>a</sup>	34 (11.3) <sup>b</sup>
Number of non-protest bids	266 (88.67)
Mean monthly WTP (in Rupees)	110.17
Standard deviation	41.91
Conf. inter. estimate for the mean monthly WTP <sup>c</sup>	94.24:126.10

**Note:** **a.** Insignificant bids refer to the WTP amounts less than Rs. 25; **b.** Bracketed values refer to the percentage of total respondents in each sample; **c.** 95% level of confidence estimated for the mean monthly WTP.

As indicates in Table 1, non- protest respondents on average are willing to pay Rs. 110.17 per month for the proposed scheme to conserve the elephant in Sri Lanka. This amounts to an annual value of Rs 1322.04. As the payment will be made over a period of five years, the total present discounted value of these annual amounts at a 5% real rate of discount equals Rs. 6,009.75.

## 7. Respondents’ Responses to Changes in the CWEP: Preliminary Findings

Respondents’ responses to changes in the CWEP were assessed by presenting six alternative WTP elicitation questions in relation to six hypothetical population scenarios. Whitehead [45]

points out why it is necessary to consider such influences in the estimation of total economic value (TEV) of endangered wildlife species. Metrick and Weitzman [32] also argue that the non-inclusion of the possible impact of unexpected alteration of an environmental amenity into the TEV estimations process may result in specification error. Indeed, Kotchen and Reiling [29] found that provision of adequate flexibility in the TEV framework to assess such impact makes consumer choice in valuing non-marketable commodities more certain.

Analysis of responses received for the WTP elicitation questions which were presented in relation to hypothetical population reveals that about 82% of the respondents were willing to adjust the WTP amounts that they initially agreed to pay for the conservation of CWEP for scenarios below the CWEP. This was 64% for the hypothetical scenarios presented above the CWEP. Overall about 73% of the respondents on average in the sample were prepared to adjust their agreed WTP amounts in relation to population scenarios proposed, but the rest of the respondents showed no interest in such an adjustment.

### **8. Increases in CWEP and Its Impact on the Respondents' Initial WTP Contribution**

Three hypothetical population scenarios above the CWEP (i.e. 25%, 50% and 75%) were used to assess the specific impact on the respondents' initial WTP contribution which they had agreed to pay for conservation of the elephant at the current population level. Table 2 presents the summary of the calculated WTP estimates in relation to these hypothetical population scenarios.

**Table 2**  
**Summary of WTP estimates undertaken in relation to the**  
**hypothetical increase in the elephant population above the CWEP (n = 266)**

Population scenario	Mean monthly WTP (in Rs)	Marginal WTP change	Conf. inter. estimate for mean monthly WTP <sup>b</sup>
WTP for the CWEP	110.17 (8.09) <sup>a</sup>	----	94.24:126.10
For 25% increase in the CWEP	116.27 (8.43)	6.10	99.66:132.88
For 50% increase in the CWEP	119.87 (8.65)	3.60	102.82:136.92
For 75% increase in the CWEP	121.69 (8.77)	1.89	104.42:138.96

Note: a: The respective standard error values are presented in brackets, b. The confidence intervals were estimated for 95% level of confidence.

As shown in this Table, there is a slight increase in the estimated monthly WTP values corresponding to these hypothetical increases in the population of wild elephant above the current level. However, the marginal change of the respondents' WTP amounts appears to be diminishing. This is consistent with the expectations from basic principles of consumer demand theory. This result also indicates that some respondents who responded positively to the initial WTP elicitation questions in the sample are not prepared to pay for the conservation of the elephant if this species' long term survival is not threatened or endangered. This is understandable because the increase in CWEP would certainly avoid the threatened long-term survival of the elephant in Sri Lanka.

Three different hypothesis tests were performed at three different levels in order to examine whether the initial WTP amount that respondents were agreed to pay for the conservation of the elephant would be statistically different from zero with the increase in the CWEP. The first test was carried out at each proposed percentage increase in the current elephant population in order to see whether the incremental valuations are statistically different from zero where we could reject the hypothesis of equality with zero for each of these hypothetical changes. The results of this analysis indicate that the incremental change in WTP in relation to the proposed hypothetical change in the elephant population is significant at the 5% level.

In the second hypothesis test, two separate paired *t*-tests were performed in order to examine whether the respondents' expressed WTP amounts for the increase in the CWEP between 25% - 50%, and then 50% -75% are different from zero. That is, by forming the WTP difference  $D1 = WTP50 - WTP25$  and then  $D2 = WTP75 - WTP50$  where we test whether  $D_i \leq 0$ . The results of these tests reported in Table 3, are significant at the 5% level, indicating that the incremental valuations from 25% to 50% and then from 50% to 75% are statistically different from zero.



**Table 3**  
**Hypothesis tests concerning WTP for the increases in the CWEP**

Null hypothesis ( $H_0$ )	<i>t</i> -value	Decision
$WTP_{25} = 0$ (for 25% increase in the CWEP)	13.90	Reject $H_0$
$WTP_{50} = 0$ (for 50% increase in the CWEP)	14.11	Reject $H_0$
$WTP_{75} = 0$ (for 75% increase in the CWEP)	14.14	Reject $H_0$
$WTP_{25} = WTP_{50}$	15.86	Reject $H_0$
$WTP_{50} = WTP_{75}$	14.96	Reject $H_0$
WTP gain for 1 <sup>st</sup> 25% increase in CWEP = WTP gain for 2 <sup>nd</sup> 25% increase	16.74	Reject $H_0$
WTP gain for 2 <sup>nd</sup> 25% increase in CWEP = WTP gain for 3 <sup>rd</sup> 25% increase	17.86	Reject $H_0$

**Note:** **a.** For one sample test  $\alpha = 0.05$ , df:  $n-1$ ; **b.** for two sample test  $\alpha = 0.01$ , df:  $n_1 + n_2 - 2$

The third test was undertaken to examine whether the WTP gain from the second proposed increase in the CWEP (i.e.  $WTP_{50}$ ) was of less value than the first increment (i.e.  $WTP_{25}$ ) and also the test whether the WTP gain from the  $WTP_{75}$  (for 75% increase in the current elephant population) was of less value than the  $WTP_{50}$ . That is, by forming paired t-tests of:  $WTP_{50} < WTP_{25}$  and  $WTP_{75} < WTP_{50}$  where we reject the null hypothesis that the valuation for  $WTP_{50} \geq WTP_{25}$  or  $WTP_{75} \geq WTP_{50}$ . Nevertheless, our results indicate that the WTP gain for the initial 25% increase in the current elephant population is greater than the WTP gain for the second 25% increase in the population as well as the third incremental change.

In summary, the result indicates that the overall marginal valuation of increases in Sri Lankan elephant population above the current level is positive but decreasing with increases in the projected elephant population. Thus total utility increases but at a diminishing rate.

### **9. Decreases in the CWEP and Its Impact on the Respondents' Initial WTP Contribution**

Randall [34] believes that people do not like disturbance of environmental amenity mainly because of their altruism. Concentrating on use values, Alexander [3] found that the people

who consider the African elephant to be valued resource would be prepared to pay for increase in its population even if it is a pest for the rural poor, because it ensures better opportunities for them to enjoy the larger herd of elephant in the wild. For example, opportunities to see more species in a single herd or for fewer number of trips increases. More recently, Tisdell and Wilson [40] noted that in some cases a reduced population of a species might result in increased public support for their conservation when their population falls below some threshold.

To exploit this theoretical possibility, we undertook a contingent valuation of decreases in the current population of Sri Lankan elephants. The possible impact of a decrease in the elephant population on initial WTP contributions by the survey respondents was assessed in relation to three hypothetical population scenarios (i.e. 25%, 50% and 75%) below the CWEP in Sri Lanka. Table 4 summarises the result.

**Table 4**  
**Summary of WTP estimates undertaken in relation hypothetical reduction in the elephant population below the CWEP (n = 266)**

Population scenario	Mean monthly WTP (in Rs)	Marginal WTP change	Conf. inter. estimate for mean monthly WTP <sup>b</sup>
WTP for the CWEP	110.17 (8.09) <sup>a</sup>	--	94.24:126.10
For 25% reduction in the CWEP	117.19 (8.57)	7.02	100.31:134.07
For 25% reduction in the CWEP	127.39 (9.04)	10.20	109.58:145.20
For 25% reduction in the CWEP	141.17 (9.74)	13.78	122.01:160.34

**Note: a.** The respective standard error values are presented in brackets, **b.** The confidence intervals were estimated for 95% level of confidence.

As shown in Table 4, with decrease in the density below the CWEP in Sri Lanka by 25%, 50% and 75%, the corresponding mean WTP for the conservation of elephant by the respondents in the survey increased at an increasing rate: for the initial 25% of decrease in CWEP, the mean WTP was increased by about 28 %; from there, for a further 25% decrease in CWEP, the mean WTP was increased by about 41 %; finally the mean WTP was increased

by about 55% for a 75% decrease in CWEP. As a result, the marginal change of the respondents' WTP amounts appears to be increasing with the decreases in CWEP.

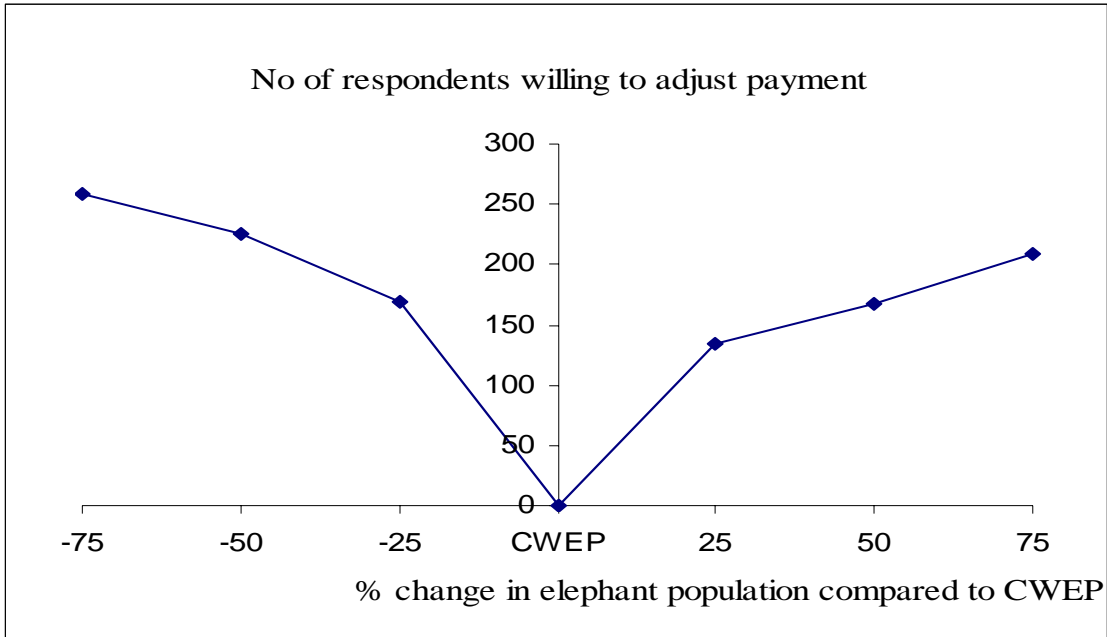
It should be noted that the above finding is apparently at odds with the theoretical expectation of consumer demand theory. Moreover, one might have some doubt about whether empirical WTP actually does provide an accurate measure of TEV. This is because the TEV of elephants in this case appears to be subject to 'strategic' influence. The survey respondents seem to believe that it is increasingly more crucial to contribute to a scheme to save elephants as their abundance is reduced. This is probably because they perceive that the extinction of elephants becomes more imminent as their abundance is reduced and therefore it becomes more urgent to act. Therefore, they tend to be willing to pay more to ensure the continuing existence of elephants as elephant numbers decline.

The WTP for existence of a species does not therefore seem to be independent of the population density of the species. This either means that WTP is not a very accurate indicator of existence value and TEV, or that the TEV relationship specified by Fredman [20] does not apply in practice. Moreover, it also seems to reflect heightened concerns about the likelihood of non-use values being lost and generally about irreversibility as the population of a species decreases.

## **10. Respondents' Responses for the Alternative WTP Elicitation Questions: A**

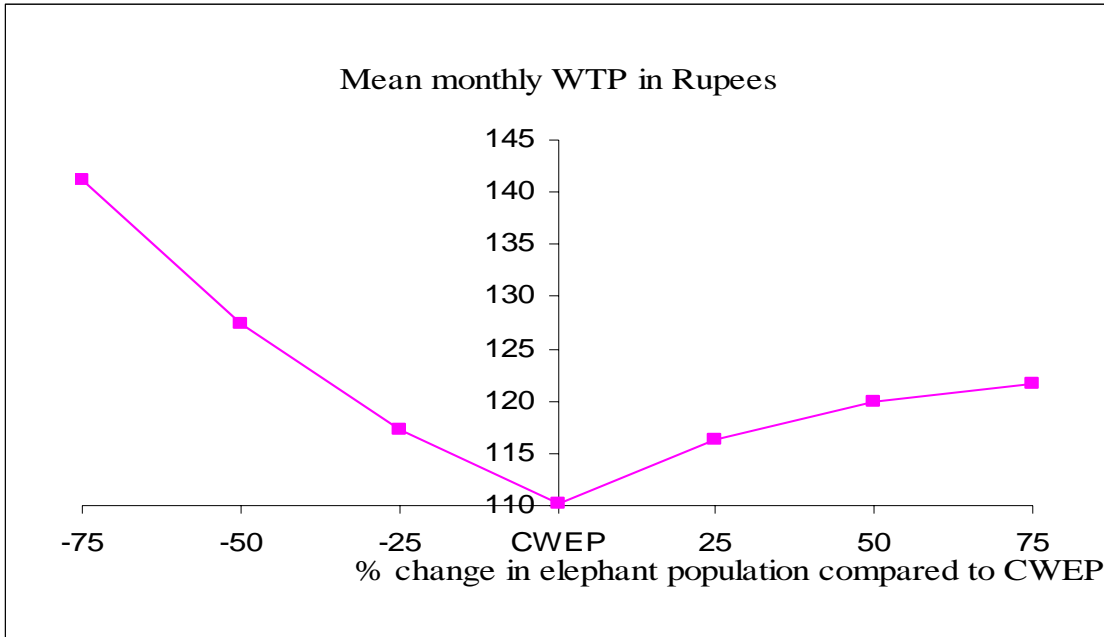
### **Comparative Analysis**

As briefly discussed in section 6, at the aggregate level 73% of the respondents who responded positively to the initial contingent valuation questions (i.e. 266) were willing to adjust their WTP amounts in relation to hypothetical changes presented in the elephant population of Sri Lanka. This was 82% of respondents for an elephant population below the CWEP and 64% for an elephant population above the CWEP. Figure 2 presents the distribution of number of respondents who willing to adjust their initial WTP amounts in relation to hypothetical changes proposed both in the below and above the CWEP in this study.



**Figure 2:** The distribution of number of respondents who willing to adjust their initial WTP amounts in relation to hypothetical changes in CWEP.

It can be observed that the greater the reduction in the elephant population the larger is number of respondents willing to increase their contribution to the conservation of elephants but the number rises at a decreasing rate. Similarly the numbers willing to increase their contribution to elephant conservation rises as the hypothetical size of elephant population increases. It is found that the average bid per respondent increases at an increasing rate as the hypothetical elephant population is decreased in comparison to CWEP. It increases at decreasing rate as the elephant population is raised in relation to CWEP. Those relationships are evident from the Table 2 and 4. These tables imply the relationship graphed in Figure 3.



**Figure 3:** The distribution of mean monthly WTP contribution in relation to hypothetical changes in CWEP

From the graph in figure 3, mean willingness to contribute to the conservation of wild elephants is asymmetrical about the CWEP. The relationship does not accord with what one might expect on the basis of usual utility analysis. The reasons for this are considered in the concluding section.

To examine what factors may have influenced the respondents' responses to the alternative WTP elicitation questions presented in relation to increases and decreases in the elephant population, two separate ordered probit models were estimated. The approach adopted specifying these models are similar to that of Aldrich and Nelson's [2] pioneering study. Seonghoon and Adams [36] describe the advantages of these models in relation to their ability to capture the multiple response choices. Jekanowski *et al.* [27] also found that ordered probit models are statistically more efficient than the binary logit or probit models. Furthermore, our review of the recent literature on the application of this model (see [1,43]) has revealed that this model offers a better fit for the analysis of multiple responses. Therefore, the ordered probit model is employed in this study and the following equation summarises the model we used.

$$Y_i^* = \beta_0 + \beta_1 x_{1i} + \beta_2 x_{2i} + \dots \dots \dots \beta_k x_{ki} + \varepsilon \quad (3)$$

where  $\varepsilon$  is the error term which is assumed to be normally distributed with zero mean ( $\mu = 0$ ),  $\beta_i$  represent vectors of unknown parameters, and  $x_1, x_2 \dots x_k$  represent vectors of explanatory variable used (see Table 5) in the model.  $Y_i^*$  is the dependent variable which is an ordered choice with three categories. Response choices to the alternative WTP elicitation questions which were presented in relation to hypothetical population scenarios below and above the CWEP are classified as ‘I would increase the initially agreed WTP amount’ (coded as 0), ‘I would decrease the initially agreed WTP amount’ (coded as 1), or ‘I would not change the initially agreed WTP amount’ (coded as 2).

**Table 5**  
**Variable included in the preliminary ordered probit models**

Variable	Definition	Mean
<i>AGERE</i>	Age of the respondent in years	44.02 (10.8) <sup>a</sup>
<i>CONSE</i>	Awareness about the current elephant conservation issues; 1=not aware, 2 = aware 3 = very aware	2.37 (0.68)
<i>BQVOE</i>	The bequest value of the elephant; 1 = not valued, 2 = some what valued, 3 = moderately valued, 4 = highly valued.	3.91 (0.43)
<i>GREEN</i>	Pro-conservation perception; 4 = supportive, 3 = neutral, 2 = not supportive, 1 = strongly not supportive	3.42 (1.12)
<i>PERIN</i>	Personal income in Rupees	12986.6 (8692.0)
<i>EXVOE</i>	The existence value of the elephant; 1 = not valued, 2 = some what valued, 3 = moderately valued, 4 = highly valued.	3.687 (0.48)
<i>NCUVE</i>	Non-consumptive use values 1 = not valued, 2 = some what valued, 3 = moderately valued, 4 = highly valued.	2.16 (0.298)
<i>USRER</i>	1 if the respondent had visited national park(s) to see the elephants or wildlife in general; 0 otherwise	0.39 (0.49)
<i>YRSCH</i>	Years of schooling	12.54 (3.12)

**Note:** Respective standard deviation values are presented in the brackets.

Table 6 presents the results of the estimated models. In addition, this table also reports the results of three goodness-of-fit measures, which were estimated at each of these hypothetical changes introduced. One measure is the log-likelihood ratio. A second measure used is the pseudo- $R^2$ . A third measure examines how well the model classified the respondents correctly

based on estimated probabilities. These measures indicate that the estimated model has satisfactory explanatory power and fits the data reasonably well.

**Table 6**  
**Estimates of the ordered probit models: factors influencing the respondents' reponses for the alternative WTP questions (n = 266)**

Variable	Model estimated for the changes above the CWEP		Model estimated for the changes below the CWEP	
	Coefficient	t-value	Coefficient	t-value
Constant	-2.014	-3.098	-2.971	-3.103
<i>AGERE</i>	- 0.872	-1.971	-1.591	0.154
<i>CONSE</i>	0.983	0.861	2.639	3.682
<i>BQVOE</i>	1.618	1.410	2.981	3.961
<i>GREEN</i>	1.792	0.657	2.902	2.817
<i>PERIN</i>	3.678	4.351	1.691	4.811
<i>EXVOE</i>	1.931	0.987	2.982	3.879
<i>NCUVE</i>	1.750	2.161	0.104	0.767
<i>USRER</i>	2.101	3.591	0.871	0.014
<i>YRSCH</i>	1.981	2.761	1.561	2.981
Log-likelihood ratio		42.19		44.11
Pseudo- $R^2$		71.01		69.24

**Note:** Dependent variable: Probability of saying ‘I would increase the initially agreed WTP amount’, ‘I would decrease’ or I would not change’ to the alternative WTP questions were presented in relation to each hypothetical change below and above the CWEP.

As indicate in table 6, the overall ability of these models to the yield correct prediction on respondents' responses for alternative WTP questions presented in relation to below and above the CWEP were 69% and 71% respectively. Furthermore, except for variables such as *AGERE* (age of the respondents), *USER* (respondent who visit national park(s) to see the elephants or wildlife), *NCUVE* (non consumptive use value of elephant), all the other explanatory variables are significant in the model estimated for elephant populations below the CWEP either at the 0.01 or 0.05 level of significance. Although some of these variables

were significant in this model, they were not significant in the model when it was estimated for elephant population above the CWEP. The variables significant in the model estimated for population above the CWEP include *USER*, *NCUVE*, *PERIN* (personal monthly income) and *YRSCH* (years of schooling).

Most of the estimated coefficients which were significant in these two models had a positive influence on the respondents' response for the alternative WTP elicitation questions presented. For example, the positive sign for the *CONSE* (awareness about the current elephant conservation issues) variable supports the hypothesis that if the elephant population is below the CWEP, the probability of saying 'I would increase my initially agreed WTP amount' would increase as the degree of awareness about the current elephant conservation issues increases. Moreover, the positive signs of the variables developed in relation to the total economic value of the elephant such as *BQVOE* and *EXVOE* suggest that as the respondents' appreciation about these values of the elephant increases, the probability of saying 'I would increase my initially agreed WTP amount' would increase. The positive coefficient of *USRER* suggests that a respondent who visits national park(s) to see the elephants would contribute more if the elephant population increases above its current population level. Similar situation could be observed with the variable *NCUVE*. As might be expected, the coefficient for the *PERIN* and *YRSCH* were positive and significant in both models estimated.

## **11. Concluding Remarks**

This paper used part of the data gathered from a contingent valuation study of a sample of urban residents chosen from three housing schemes in Colombo in order to examine how changes (i.e. increase/decrease in CWEP by 25%, 50% and 75%) in the CWEP in Sri Lanka would influence the initial WTP amounts that respondents agreed to pay for the conservation of this species of wildlife.

Analysis undertaken in relation to increases in population levels found that with increases in the elephant population above CWEP, there appears to be a statistically significant positive but diminishing marginal valuation at the individual respondent's level. This result seems consistent with principles of diminishing marginal utility.



The analysis undertaken in relation to hypothetical population scenarios below the CWEP reveals that the respondents at the aggregate sample level were willing to increase the initial WTP amounts that they had agreed to pay for the elephant conservation at an increasing rate. This suggests that the respondents' WTP amounts are influenced by the urgency of required action (increasing imminence at extinction in the absence of action) and the utility from a target level of population. The finding seems to reflect heightened concerns about the likelihood of non-use values being lost and generally about irreversibility. However, the results add a new complication to the interpretation of the WTP findings.

In addition, the results of the ordered probit analysis which were undertaken to examine the factors that influenced the respondents responses to the WTP elicitation questions which were presented in relation to hypothetical population scenarios reveal that they are influenced by both socio-economic and attitudinal variables.

To conclude: this research provides robust evidence that a contingent valuation study can provide useful information with practical importance to policy analyses. Nevertheless, it must be noted that the analysis undertaken in this study was based on the assumption that CWEP in Sri Lanka should at least need to be maintained in order to ensure the long-term existence of this species. Thus, if the actual safe minimum population of the elephant is smaller than the CWEP, the conclusions reached in this study could have been different to a considerable extent. Moreover, it is also important to emphasise that the conclusions reached in this study are valid only for this particular species and may or may not be applicable in the context of another endangered species. Thus it requires more empirical analysis in this nature.

## **12. References**

- [1] R.M. Adams, S.H. Cho, Agriculture and endangered species: an analysis of trade-offs in the Klamath Basin, Oregon. *Water Resour. Res.* 34 (1998) 2741-2749.
- [2] J. H. Aldrich, F.D. Nelson, *Linear probability, Logit and Probit Models*, Sage University Papers Series 07-045, Sage Publications, Newbury Park, London, 1984.
- [3] R.R. Alexander, Modelling species extinction: the case for non-consumptive values, *Ecolo. Econom.* 35 (2000) 259-69.

- [4] A.W. Ando, Economics of scope in endangered species protection: evidence from interest group behaviour, *J. Environ. Econom. Management* 41 (2001) 312-332.
- [5] R.Bandara, C. Tisdell, Willingness to Pay for the Conservation of Asian Elephants: Contingent Valuation Study, *Economics, Ecology and the Environment*, Working Paper No. 67, School of Economics, The University of Queensland, Qld 4072, Australia 2002.
- [6] R.Bandara, C. Tisdell, Conserving Asian elephants: economic issues illustrated by Sri Lankan concerns, in C.A. Tisdell, *The Economics of Conserving of Wildlife and Natural Areas*. Edward Elgar, Cheltenham, UK, 2002, pp. 193-211.
- [7] R.Bandara, C. Tisdell, Comparison of rural and urban attitudes to the conservation of Asian elephants in Sri Lanka: *Biolo. Conse.* 110 (2003) 327-342.
- [8] R.Bandara, C. Tisdell, Use and non-use values of wild Asian elephants: a total economic valuation approach, *Economics, Ecology and the Environment*, Working Paper No. 80, School of Economics, The University of Queensland, QLD 4072, Australia, 2003.
- [9] I.J.Bateman, R.T. Carson, B.Day, M. Hanemann, N. Hanley, T. Hett, M. Jones-Lee, G. Loomes, S. Mourato, E. Özdemiroglu, D.W. Pearce, R. Sugden, J. Swanson, *Economic Valuation with Stated Preference Techniques: A Manual*. Edward Elgar, Cheltenham, UK 2002.
- [10] R.C. Bishop, Endangered Species and Uncertainty: The economics of a safe minimum standard, *Ame. J. Agr. Econom.* 57(1978)10-18.
- [11] E. Bulte, G.G. Kooten, Downward sloping demand for environmental amenities and international compensation: elephant conservation and strategic culling, *Agr. Econom.* 27 (2002) 15-22.
- [12] T. R. Carson, N. E. Flores, N.R., Meade, Contingent valuation: controversies and evidence, *Env. Res. Econom.* 19 (2001) 173-210.

- [13] R.Champ, R. Bishop, T. Brown, D. McCollum, Using donation mechanism to value non-use benefits from public goods. *J. Env. Econom. Management*, 33 (1997) 151-163.
- [14] S. Chilton, W. Hutchinson, Some further implications of incorporating warm glow of giving into welfare measures: a comment on the use of donation mechanisms by Champ *et al.* *J. Env. Econom. Management* 37(1999) 202-209.
- [15] S.V. Ciriacy-Wantrup, *Resource Conservation: Economics and Policies* (3<sup>rd</sup> edition), Berkeley: University of California Press, 1968.
- [16] Department of Census and Statistics of Sri Lanka, *Census of Population and Housing-2001*. Department of Census and Statistics, Colombo, Sri Lanka, 2002.
- [17] M. De Silva, Status and conservation of the elephant and the alleviation of man-elephant conflict in Sri Lanka. *Gajah*, 19 (1998) 1-24.
- [18] A.A. Desai, *Conservation of Elephants and Human-Elephant Conflict*, Unpublished Technical Report, Department of Wildlife Conservation, Colombo, Sri Lanka, 1998.
- [19] FAO, *Application of the Contingent Valuation Method in Developing Countries: A Survey*. Information Division, Food and Agricultural Organization of the United Nation, Viale delle Terme di Caracalla, Rome, Italy, 2000.
- [20] P. Fredman, The existence of existence value: a study of the economic benefits of an endangered species. *J. For. Econom.* 1 (1995) 307-327.
- [21] H.M. Gunathilaka, G.R. Vieth, An assessment of scenic value of Sri Lankan elephants: the case of Pinnawala Orphanage. *Sri Lanka J. Soc. Science*, 21(1998) 37-51.
- [22] N. Hadker, S. Sharma, A.David, T.R. Muraleedharan, Willingness to pay for Borivli National Park: evidence from a contingent valuation. *Ecol. Econom.* 21 (1997) 105 – 122.

- [23] M. Hanemann, Welfare evaluations in contingent valuation experiments with discrete responses. *Ame. J. Agri. Econom.* 66 (1984) 332-41.
- [24] W. M. Hanemann, J. Loomis, B.J. Kanninen, Statistical efficiency of double-bounded dichotomous choice contingent valuation. *Ame. J. Agri. Econom* 73 (1991) 1255-1263.
- [25] A. Hohl, C. Tisdell, How useful are environmental safety standard in economics? –the example of safety minimum for standard protection of species. *Bio.Conse.*2 (1993) 168-181.
- [26] IUCN, Red List of Threatened Animals, IUCN Gland, Switzerland, 1996.
- [27] M.D. Jekanowski, D.R. Williams, W.A. Schiek, Consumers' willingness to purchase locally produced agricultural products: an analysis of an Indiana survey. *Agr. Res. Econom. Rev.* 29(2000) 43-53.
- [28] B. J. Kanninen, Bias in discrete response contingent valuation, *J.Env. Econom. Management* 28 (1995)114-125.
- [29] M.J. Kotchen, S.D. Reiling, Environmental attitudes, motivation, and contingent valuation of non-use values: a case study involving endangered species, *Ecol. Econom.* 32(2000) 93-107.
- [30] I. H. Langford, M. S. Skourtos, A. Kontogianni, R.J. Day, S. Georgiou, I.J. Batmen, Use and non-use values for conserving endangered species: the case of the Mediterranean Monk seal, *Env. Plan.A*, 33(2001) 2219-2233.
- [31] J.B. Loomis, D.M. Larson, Total economic value of whale populations: results from a contingent valuation survey of visitors and households, *Mar.Res. Econom.* 9(1994) 275-286.
- [32] A. Metrick, M.L. Weitzman, Conflict and choices in biodiversity preservation, *J. Econom. Perspective* 12(1998) 21-34.

- [33] R.H. Nelson, Does 'existence' value exist? environmental economics encroaches on religion, *The Inde. Rev.* 1(1997) 499-12.
- [34] A. Randall, *Making the Environment Count: Selected Essays of Alan Randall Edward Elgar*, Cheltenham, UK, 1998.
- [35] R.C. Ready, R.C. Bishop, Endangered species and safe minimum standard. *Ame. J. Agr. Econom.* 73(1991)309-12.
- [36] H. Seonghoon, R.M. Adams, Household responses to price incentives for recycling: some further evidence. *Land Econom.* 75(1999) 505-514.
- [37] I. Seidl, C.A. Tisdell, Neglected feature of the safe minimum standard: socio economic and institutional dimensions. *Rev. Soci. Econom.* 59 (2001) 417-442.
- [38] R. Sukumar, *The Asian Elephant: Ecology and Management*, Cambridge University Press, Cambridge, 1989.
- [39] C.A.Tisdell, *The Economics of Conserving Wildlife and Natural Areas*. Edward Elgar, Cheltenham, UK, 2002.
- [40] C. Tisdell, C.Wilson. Ecotourism for the survival of sea turtles and other wildlife, *Bio.Conse.* 11 (2002)1521-1538.
- [41] C.Tisdell, R.Bandara, *Wildlife-Based Recreation and Local Economic Development: The Case of the Pinnawala Elephant Orphanage in Sri Lanka*. *Economics, Ecology and the Environment*, Working Paper No. 83, School of Economics, The University of Queensland, Qld 4072, Australia, 2003.
- [42] Urban Development Authority of Sri Lanka, *Land Use Planning In Sri Lanka*. Volume 1, Urban Development Authority, Sethsiripaya, Colombo, Sri Lanka, 2001.

- [43] H.H.Wang, D.L. Young, O.M. Camara, The role in environmental education in predicting adoption of wind erosion control practices. *J. Agr.Res.Econom.* 25 (2000) 547-58.
- [44] D.K.Weerakoon, Ecology and Ranging Behaviour of Wild Elephants and Human-Elephant Conflict in Sri Lanka, Unpublished Report, Department of Zoology, University of Colombo, Sri Lanka, 1999.
- [45] J.C. Whitehead, Total economic value for coastal and marine wildlife: specification, validity, and valuation issues. *Mar. Res. Econom.*8 (1993)119-132.

**PREVIOUS WORKING PAPERS IN THE SERIES**  
***ECONOMICS, ECOLOGY AND THE ENVIRONMENT***

1. **Governance, Property Rights and Sustainable Resource Use: Analysis with Indian Ocean Rim Examples by Clem Tisdell and Kartik Roy, November 1996.**
2. Protection of the Environment in Transitional Economies: Strategies and Practices by Clem Tisdell, November 1996.
3. Good Governance in Sustainable Development: The Impact of Institutions by K.C.Roy and C.A.Tisdell, November 1996.
4. Sustainability Issues and Socio-Economic Change in the Jingpo Communities of China: Governance, Culture and Land Rights by Ren Zhuge and Clem Tisdell, November 1996.
5. Sustainable Development and Environmental Conservation: Major Regional Issues with Asian Illustrations by Clem Tisdell, November 1996.
6. Integrated Regional Environmental Studies: The Role of Environmental Economics by Clem Tisdell, December 1996.
7. Poverty and Its Alleviation in Yunnan Province China: Sources, Policies and Solutions by Ren Zhuge and Clem Tisdell, December 1996.
8. Deforestation and Capital Accumulation: Lessons from the Upper Kerinci Region, Indonesia by Dradjad H. Wibowo, Clement a. Tisdell and R. Neil Byron, January 1997.
9. Sectoral Change, Urbanisation and South Asia's Environment in Global Context by Clem Tisdell, April 1997.
10. China's Environmental Problems with Particular Attention to its Energy Supply and Air Quality by Clem Tisdell, April 1997.
11. Weak and Strong Conditions for Sustainable Development: Clarification of concepts and their Policy Application by Clem Tisdell, April 1997.
12. Economic Policy Instruments and Environmental Sustainability: A Second Look at Marketable or Tradeable Pollution or Environmental-Use Permits by Clem Tisdell, April 1997.
13. Agricultural Sustainability in Marginal Areas: Principles, Policies and Examples from Asia by Clem Tisdell, April 1997.
14. Impact on the Poor of Changing Rural Environments and Technologies: Evidence from India and Bangladesh by Clem Tisdell, May 1997.
15. Tourism Economics and its Application to Regional Development by Clem Tisdell, May 1997.
16. Brunei's Quest for Sustainable Development: Diversification and Other Strategies by Clem Tisdell, August 1997.
17. A Review of Reports on Optimal Australian Dugong Populations and Proposed Action/Conservation Plans: An Economic Perspective by Clem Tisdell, October 1997.
18. Compensation for the taking of Resources Interests: Practices in Relations to the Wet Tropics and Fraser Island, General Principles and their Relevance to the Extension of Dugong Protected Areas by Clem Tisdell, October 1997.
19. Deforestation Mechanisms: A Survey by D.H. Wibowo and R.N. Byron, November 1997.

20. Ecotourism: Aspects of its Sustainability and Compatibility by Clem Tisdell, November 1997.
21. A Report Prepared for the Queensland Commercial Fisherman's Organisation by Gavin Ramsay, Clem Tisdell and Steve Harrison (Dept of Economics); David Pullar and Samantha Sun (Dept of Geographical Sciences and Planning) in conjunction with Ian Tibbetts (The School of Marine Science), January 1998.
22. Co-Evolutions in Asia, Markets and Globalization by Clem Tisdell, January 1998.
23. Asia's Livestock Industries: Changes and Environmental Consequences by Clem Tisdell, January 1998.
24. Socio-Economics of Pearl Culture: Industry Changes and Comparisons Focussing on Australia and French Polynesia by Clem Tisdell and Bernard Poirine, August 1998.
25. Asia's (Especially China's) Livestock Industries: Changes and Environmental Consequences by Clem Tisdell, August 1998.
26. Ecotourism: Aspects of its Sustainability and Compatibility with Conservation, Social and Other Objectives, September 1998.
27. Wider Dimensions of Tourism Economics: A Review of Impact Analyses, International Aspects, Development Issues, Sustainability and Environmental Aspects of Tourism, October 1998.
28. Basic Economics of Tourism: An Overview, November 1998.
29. Protecting the Environment in Transitional Situations, November 1998.
30. Australian Environmental Issues: An Overview by Clem Tisdell, December 1998.
31. Trends and Developments in India's Livestock Industries by Clem Tisdell and Jyothi Gali, February 1999.
32. Sea Turtles as a Non-Consumptive Tourism Resource in Australia by Clevo Wilson and Clem Tisdell, August 1999.
33. Transitional Economics and Economics Globalization: Social and Environmental Consequences by Clem Tisdell, August 1999.
34. Co-evolution, Agricultural Practices and Sustainability: Some Major Social and Ecological Issues by Clem Tisdell, August, 1999.
35. Technology Transfer from Publicly Funded Research for improved Water Management: Analysis and Australian Examples by Clem Tisdell, August 1999.
36. Safety and Socio-Economic Issues Raised by Modern Biotechnology by Dayuan Xue and Clem Tisdell, August 1999.
37. Valuing Ecological Functions of Biodiversity in Changbaishan Mountain Biosphere Reserve in Northeast China by Dayuan Xue and Clem Tisdell, March 2000.
38. Neglected Features of the Safe Minimum Standard: Socio-economics and Institutional Dimension by Irmi Seidl and Clem Tisdell, March 2000.
39. Free Trade, Globalisation, the Environment and Sustainability: Major Issues and the Position of WTO by Clem Tisdell, March 2000.
40. Globalisation and the WTO: Attitudes Expressed by Pressure Groups and by Less Developed Countries by Clem Tisdell, May 2000.
41. Sustainability: The Economic Bottom Line by Clem Tisdell, May 2000.
42. Trade and Environment: Evidence from China's Manufacturing Sector by Joseph C. H. Chai, June 2000.
43. Trends and Development in India's Livestock Industry by Clem Tisdell and Jyothi Gali, August 2000.
44. Tourism and Conservation of Sea Turtles by Clem Tisdell and Clevo Wilson, August 2000.
45. Developing Ecotourism for the Survival of Sea Turtles by Clem Tisdell and Clevo Wilson, August 2000.



46. Globalisation, WTO and Sustainable Development by Clem Tisdell, August 2000.
47. Environmental Impact of China's Accession to WTO in the Manufacturing Sector by Joseph Chai, August 2000.
48. Effects of Cartagena Biosafety Protocol on Trade in GMOs, WTO Implications, and Consequences for China (English version) by Dayuan Xue and Clem Tisdell, August 2000.
49. Effects of Cartagena Biosafety Protocol on Trade in GMOs, WTO Implications, and Consequences for China (Chinese version) by Dayuan Xue and Clem Tisdell, August 2000.
50. The Winnipeg Principles, WTO and Sustainable Development: Proposed Policies for Reconciling Trade and the Environment by Clem Tisdell, September 2000.
51. Resources Management within Nature Reserves in China by Dayuan Xue, October 2000.
52. Economics, Educational and Conservation Benefits of Sea Turtle Based Ecotourism: A Study Focused on Mon Repos by Clem Tisdell and Clevo Wilson, October 2000.
53. Why Farmers Continue to use Pesticides despite Environmental, Health and Sustainability Costs by Clevo Wilson and Clem Tisdell, November 2000.
54. Wildlife-based Tourism and Increased Tourist Support for Nature Conservation Financially and Otherwise: Evidence from Sea Turtle Ecotourism at Mon Repos by Clem Tisdell and Clevo Wilson, November 2000.
55. A Study of the Impact of Ecotourism on Environmental Education and Conservation: The Case of Turtle Watching at an Australian Site by Clem Tisdell and Clevo Wilson, December 2000.
56. Environmental Regulations of Land-use and Public Compensation: Principles with Swiss and Australian Examples by Irmi Seidl, Clem Tisdell and Steve Harrison.
57. Analysis of Property Values, Local Government Finances and Reservation of Land for National Parks and Similar Purposes by Clem Tisdell and Leonie Pearson, March 2001.
58. Alternative Specifications and Extensions of the Economic Threshold Concept and the Control of Livestock Pests by Rex Davis and Clem Tisdell, May 2001.
59. Conserving Asian Elephants: Economic Issues Illustrated by Sri Lankan Concerns by Ranjith Bandara and Clem Tisdell, June 2001.
60. World Heritage Listing of Australian Natural Sites: Tourism Stimulus and its Economic Value by Clem Tisdell and Clevo Wilson, September 2001.
61. Aquaculture, Environmental Spillovers and Sustainable Development: Links and Policy Choices by Clem Tisdell, October 2001.
62. Competition, Evolution and Optimisation: Comparisons of Models in Economics and Ecology by Clem Tisdell, October 2001.
63. Aquaculture Economics and Marketing: An Overview by Clem Tisdell, October 2001.
64. Conservation and Economic Benefits of Wildlife-Based Marine tourism: Sea Turtles and Whales as Case Studies by Clevo Wilson and Clem Tisdell, February 2002.
65. Asian Elephants as Agricultural Pests: Damages, Economics of Control and Compensation in Sri Lanka by Ranjith Bandara and Clem Tisdell, February 2002.
66. Rural and Urban Attitudes to the Conservation of Asian Elephants in Sri Lanka: Empirical Evidence by Ranjith Bandara and Clem Tisdell, May 2002.
67. Willingness to Pay for Conservation of the Asian Elephant in Sri Lanka: A Contingent Valuation Study by Ranjith Bandara and Clem Tisdell, May 2002.
68. Bioeconomic Analysis of Aquaculture's Impact on Wild Stocks and Biodiversity by Clem Tisdell, May 2002.

69. Will Bangladesh's Economic Growth Solve its Environmental Problems? by Clem Tisdell, May 2002.
70. Socioeconomic Causes of loss of Genetic Diversity: Analysis and Assessment by Clem Tisdell, June 2002.
71. Empirical Evidence Showing The Relationships Between Three Approaches For Pollution Control by Clevo Wilson, August 2002.
72. Energy-Use, the Environment and Development: Observations with Reference to China and India by Clem Tisdell and Kartik Roy, September 2002.
73. Willingness of Sri Lankan Farmers to Pay for a Scheme to Conserve Elephants: An Empirical Analysis by Ranjith Bandara and Clem Tisdell, January 2003.
74. The Public's Knowledge of and Support for Conservation of Australia's Tree-kangaroos by Clem Tisdell and Clevo Wilson, February 2003.
75. Ecotourism/Wildlife-based Tourism as Contributor to Nature Conservation with Reference to Vanni, Sri Lanka by Clem Tisdell, March 2003.
76. Visitor Profiles and Environmental Attributes, especially of Birds, Attracting Visitors to Lamington National Park: Tourist Attitudes and Economic Issues by Clem Tisdell and Clevo Wilson, March 2003.
77. Wildlife Damage, Insurance/Compensation for Farmers and Conservation: Sri Lankan Elephants as a Case by Ranjith Bandara and Clem Tisdell, May 2003.
78. Open-Cycle Hatcheris, Tourism and Conservation of Sea Turtles: Economic and Ecological Analysis by Clem Tisdell and Clevo Wilson, May 2003.
79. Attitudes to Entry Fees to National Parks: Results and Policy Implications from a Queensland Case Study by Clevo Wilson and Clem Tisdell, June 2003.
80. Use and Non-use Values of Wild Asian Elephants: A Total Economic Valuation Approach by Ranjith Bandara and Clem Tisdell June 2003
81. Valuation of Tourism's Natural Resources by Clem Tisdell, August 2003.
82. Visitors' Reaction to Pinnawala Elephant Orphanage in Sri Lanka: A Survey by Clem Tisdell and Ranjith Bandara, August 2003.
83. Property Rights of Landholders in Non-Captive Wildlife and Prospects for Conservation by Clem Tisdell, August 2003.
84. Wildlife-Based Recreation and Local Economic Development: The Case of the Pinnawala Elephant Orphanage in Sri Lanka by Clem Tisdell and Ranjith Bandara, August, 2003.